

Signify Classified - Internal
Cooper Lighting Solutions Photometric Lab
1121 Highway 74 South
Peachtree City, GA 30269



Scaled data based on original data using
LM-79-08 Approved Method: Electrical and Photometric Measurements of Solid-
State Lighting Products

Test Report Prepared for
Cooper Lighting Solutions
(formerly Eaton)

Brand: McGRAW-EDISON

Report Number: P438958

Luminaire Tested: **IST-SA1F-830-U-SL2-HSS**

Issue Date: 12/10/2020

Test Information

Test Method: LM-79-08
Report Number: P438958
TEST IS SCALED FROM IESNA LM-79-08 TEST DATA (G3-2011-074-15)
Test Lab: INNOVATION CENTER
Issue Date: 12/10/2020
Manufacturer: COOPER LIGHTING SOLUTIONS (FORMERLY EATON)
Product Line: McGRAW-EDISON
Catalog Number: IST-SA1F-830-U-SL2-HSS
Description: IMPACT ELITE LED TRAPEZOID LUMINAIRE
(1) 80 CRI, 3000K, 1200mA LIGHTSQUARE WITH 16 LEDS AND TYPE II SPILL
LIGHT ELIMINATOR OPTICS WITH HOUSE SIDE SHIELD
Light Source: -
Ballast/Driver: ELECTRONIC DRIVER

Summary

Lumens per Lamp: N/A
Luminaire Lumens: 4965 lumens
Efficiency: N/A
Efficacy: 75.2 lumens/watt
Luminous Opening: Rectangular (W 0.5' x L: 0.5' x H: 0')
IES Classification: Type II - Short
BUG Rating: B1 - U0 - G1

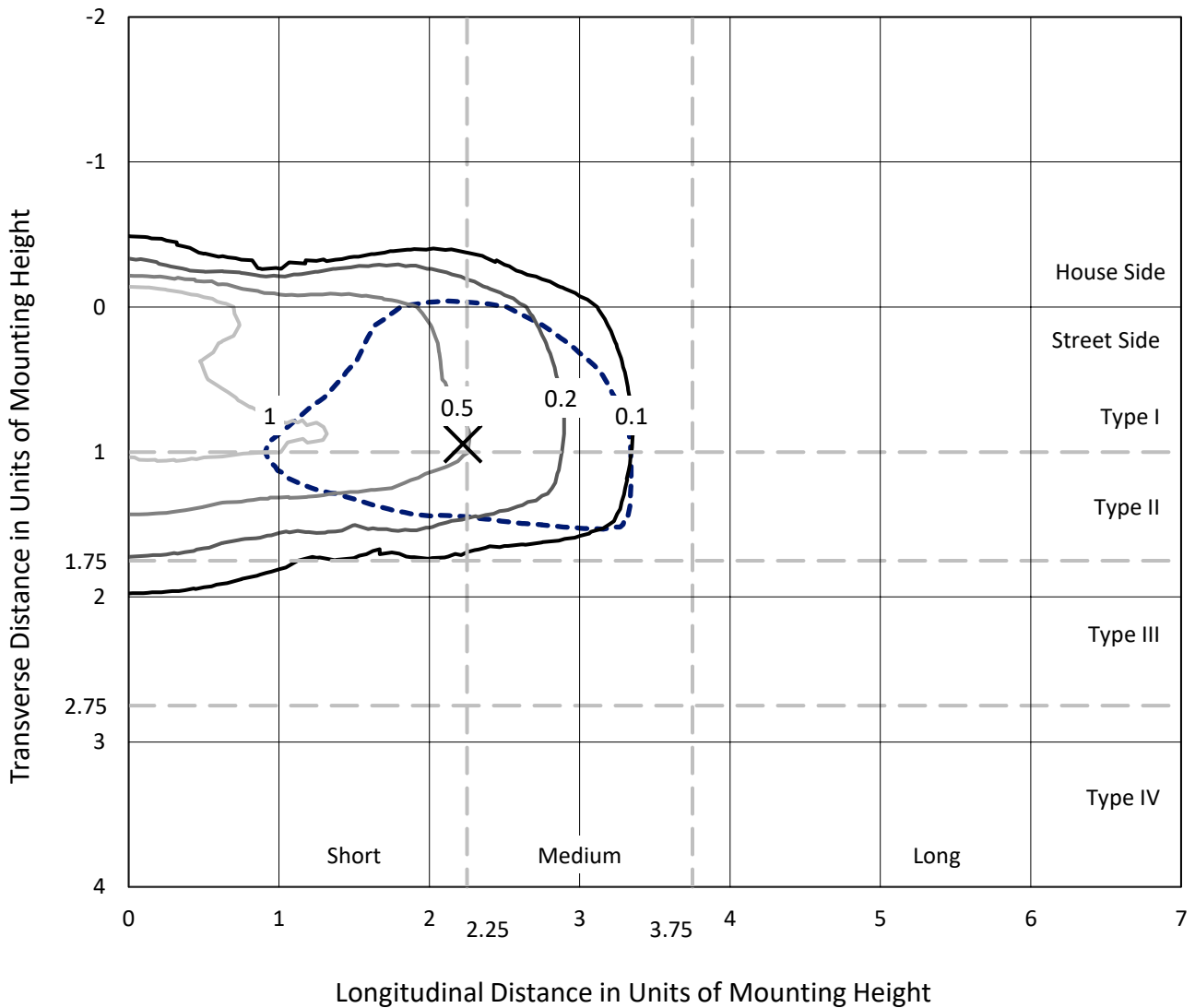
Input Watts (W): 66
Input Voltage (V): NR
Input Current (Ain): NR
Voltage Rise (V): NR
Power Factor: NR
Total Harmonic Distortion (THDi): NR
Frequency (hertz): 60
Stabilization Time: NR
Operation Time: NR
Ambient Temperature (°C): NR
Test Distance: 28.75 FT



REPORT NUMBER: P438958
 CATALOG NUMBER: IST-SA1F-830-U-SL2-HSS

Iso-Footcandle Lines of Horizontal Illumination

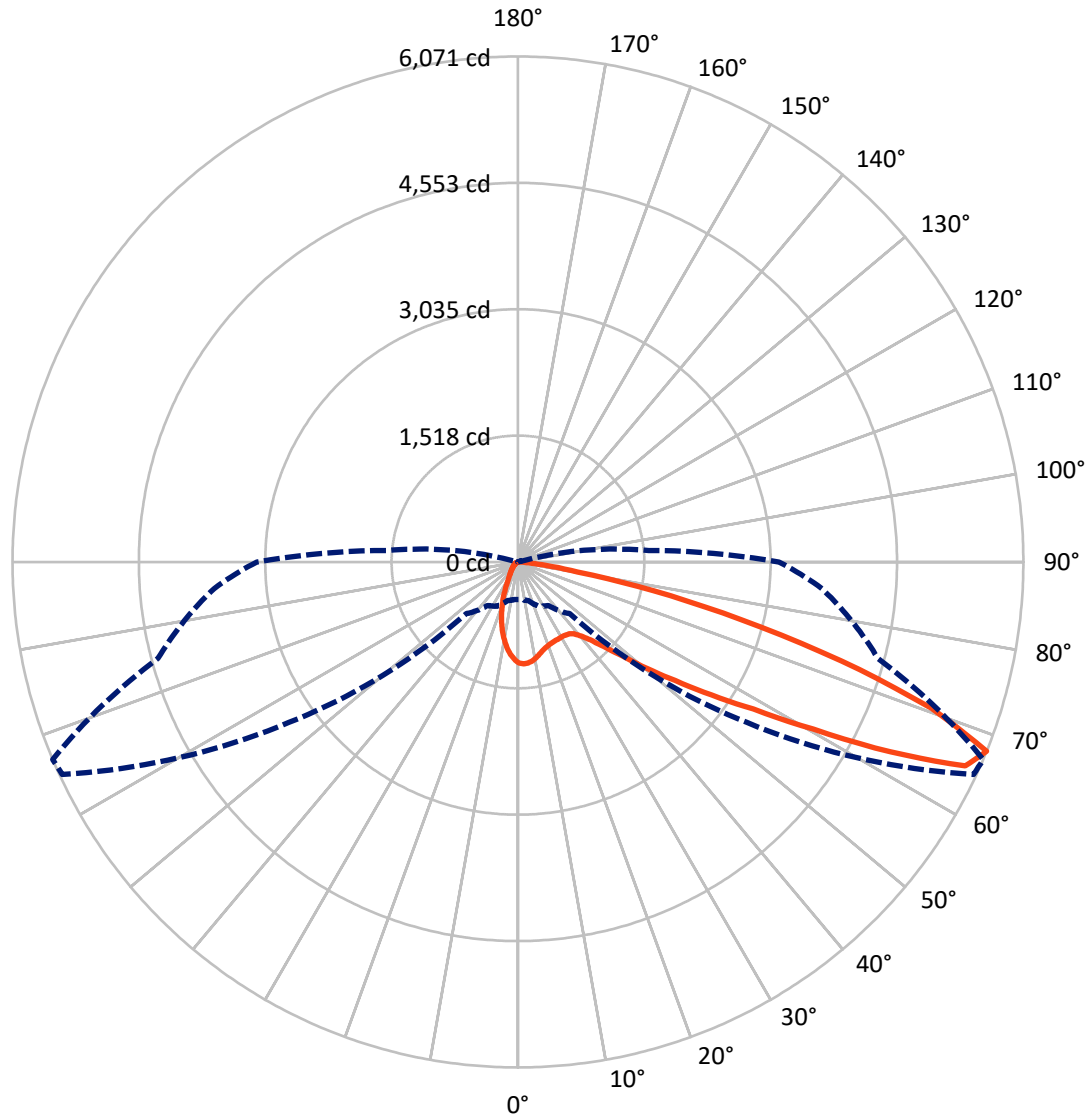
× Max cd
 - - - 1/2 Max cd



Based on 25 foot mounting height. Maximum calculated value = 1.9 fc
 Type II - Short - N/A

REPORT NUMBER: P438958
CATALOG NUMBER: IST-SA1F-830-U-SL2-HSS

Luminous Intensity Polar Plot



— Vertical Plane Through 67-Deg Lateral - - - Horizontal Cone Through 67.5-Deg Vertical

REPORT NUMBER: P438958

CATALOG NUMBER: IST-SA1F-830-U-SL2-HSS

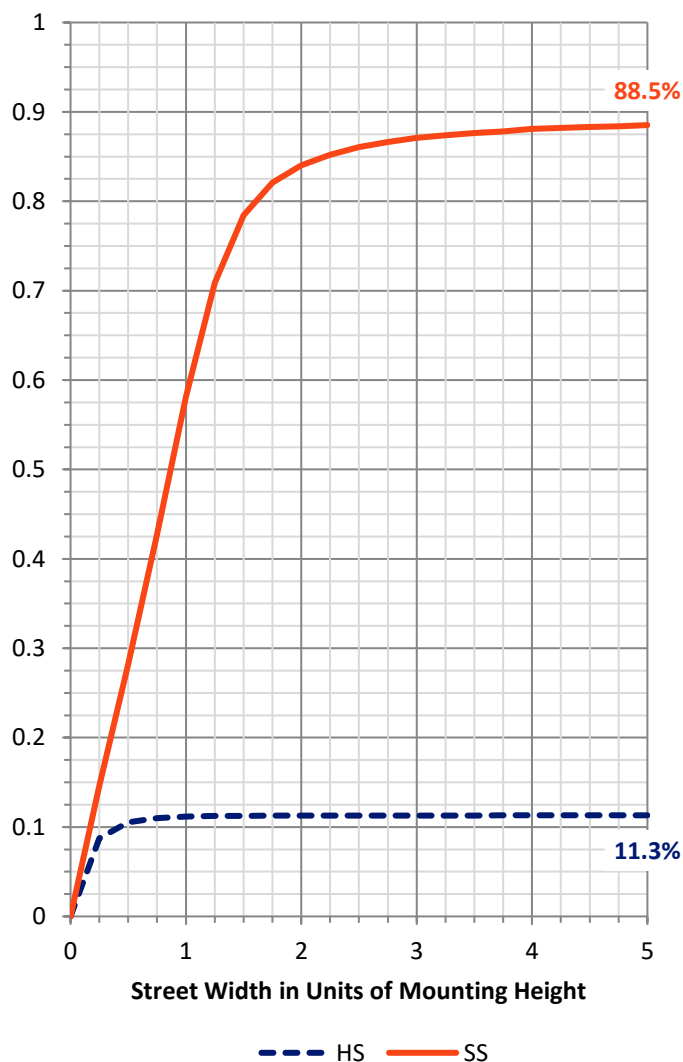
FLUX DISTRIBUTION:

		Downward	Upward	Total
House Side	Lumens	566.6	0.0	566.6
	% Fixture	11.4	0.0	11.4
Street Side	Lumens	4398.4	0.0	4398.4
	% Fixture	88.6	0.0	88.6
Total	Lumens	4965.0	0.0	4965.0
	% Fixture	100.0	0.0	100.0

ZONAL LUMENS:

Zone	Lumens	% Fixture
0°-10°	98.8	2.0
10°-20°	214.0	4.3
20°-30°	306.6	6.2
30°-40°	451.2	9.1
40°-50°	745.4	15.0
50°-60°	1199.0	24.1
60°-70°	1307.3	26.3
70°-80°	594.9	12.0
80°-90°	47.9	1.0
90°-100°	0.0	0.0
100°-110°	0.0	0.0
110°-120°	0.0	0.0
120°-130°	0.0	0.0
130°-140°	0.0	0.0
140°-150°	0.0	0.0
150°-160°	0.0	0.0
160°-170°	0.0	0.0
170°-180°	0.0	0.0
0°-90°	4965.0	100.0
0°-180°	4965.0	100.0

Coefficient of Utilization



REPORT NUMBER: P438958

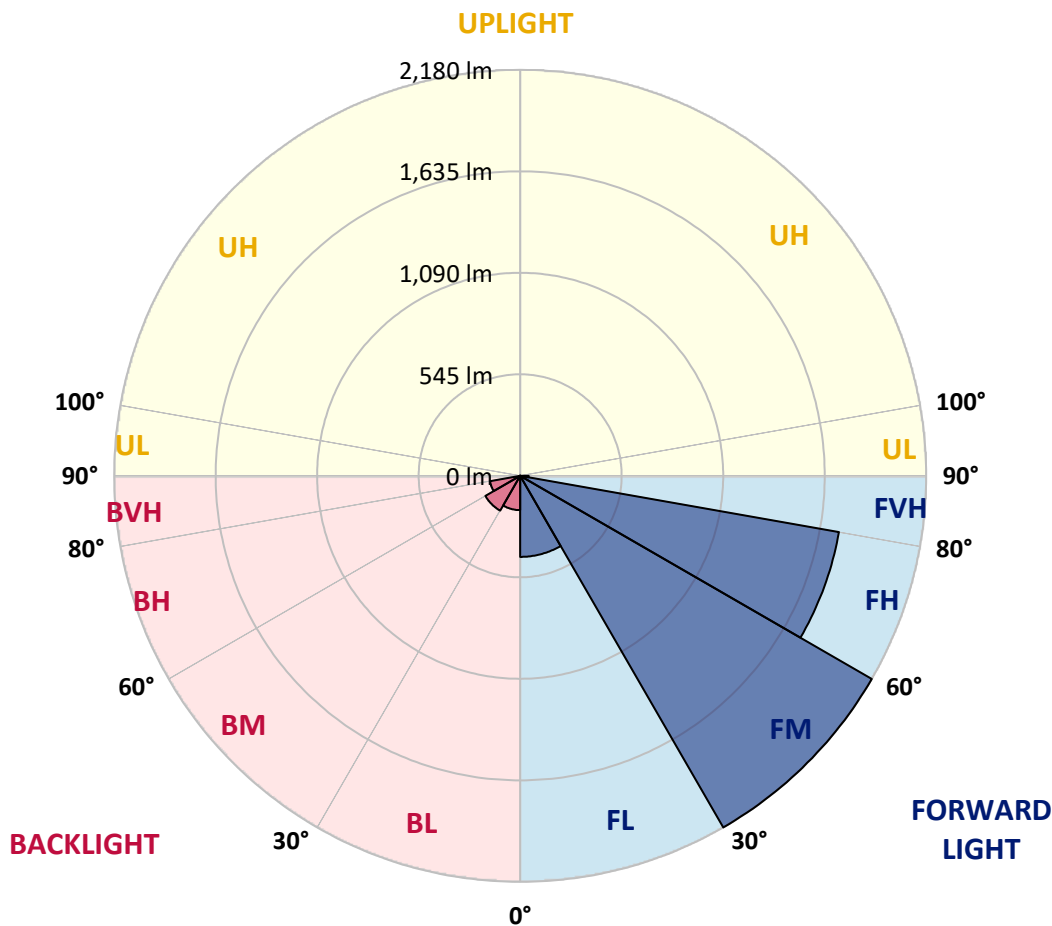
CATALOG NUMBER: IST-SA1F-830-U-SL2-HSS

LUMINAIRE CLASSIFICATION SYSTEM LUMEN TABLE AND BUG RATING:

Zone	Lumens	% Fixture	Zone Rating/Lumen Limit		
			B	U	G
FL (0°-30°)	435.3	8.8			
FM (30°-60°)	2179.9	43.9			
FH (60°-80°)	1737.8	35.0			G1/1800
FVH (80°-90°)	45.5	0.9			G1/100
BL (0°-30°)	184.1	3.7	B1/500		
BM (30°-60°)	215.7	4.3	B0/220		
BH (60°-80°)	164.4	3.3	B1/500		G1/500
BVH (80°-90°)	2.4	0.0			G0/10
UL (90°-100°)	0.0	0.0		U0/0	
UH (100°-180°)	0.0	0.0		U0/0	

BUG Rating: B1-U0-G1

Type II Short





REPORT NUMBER: P438958

CATALOG NUMBER: IST-SA1F-830-U-SL2-HSS

CANDELA DISTRIBUTION (FULL):

	0°	5°	15°	25°	35°	45°	55°	65°	67°	75°	85°
0°	1211.5	1211.5	1211.5	1211.5	1211.5	1211.5	1211.5	1211.5	1211.5	1211.5	1211.5
2.5°	1196.2	1207.1	1209.3	1213.7	1213.7	1220.2	1222.4	1226.8	1224.6	1226.8	1222.4
5°	1113.4	1122.2	1117.8	1139.6	1152.7	1176.6	1200.6	1220.2	1220.2	1226.8	1224.6
7.5°	1030.6	1039.4	1039.4	1056.8	1078.6	1113.4	1152.7	1198.4	1202.8	1224.6	1218.0
10°	965.3	969.6	974.0	993.6	1019.8	1054.6	1106.9	1165.7	1174.5	1211.5	1213.7
12.5°	913.0	919.5	926.1	945.7	969.6	1004.5	1054.6	1122.2	1137.4	1189.7	1209.3
15°	886.8	886.8	893.4	910.8	932.6	969.6	1015.4	1093.8	1106.9	1176.6	1207.1
17.5°	873.8	875.9	880.3	889.0	906.4	937.0	987.1	1063.3	1080.8	1165.7	1207.1
20°	891.2	891.2	884.7	889.0	897.7	921.7	967.5	1041.5	1063.3	1159.2	1218.0
22.5°	928.2	928.2	917.3	910.8	904.3	913.0	954.4	1032.8	1052.4	1159.2	1224.6
25°	984.9	984.9	978.4	958.7	930.4	923.9	956.6	1030.6	1045.9	1161.4	1233.3
27.5°	1052.4	1054.6	1048.1	1026.3	982.7	945.7	963.1	1026.3	1043.7	1159.2	1237.6
30°	1141.8	1150.5	1141.8	1111.3	1059.0	989.2	978.4	1024.1	1041.5	1154.8	1239.8
32.5°	1231.1	1237.6	1246.4	1226.8	1152.7	1056.8	1011.0	1032.8	1048.1	1157.0	1235.5
35°	1318.3	1335.7	1351.0	1357.5	1281.2	1152.7	1065.5	1052.4	1059.0	1163.6	1235.5
37.5°	1412.0	1429.4	1462.1	1494.8	1431.6	1259.4	1146.1	1096.0	1096.0	1185.4	1248.5
40°	1531.8	1540.5	1603.7	1642.9	1612.4	1431.6	1261.6	1170.1	1167.9	1246.4	1285.6
42.5°	1647.3	1671.3	1754.1	1812.9	1793.3	1634.2	1401.1	1300.8	1279.0	1344.4	1353.1
45°	1815.1	1852.1	1917.5	2004.6	2024.2	1860.8	1616.8	1468.6	1446.8	1490.4	1466.4
47.5°	1972.0	1998.1	2061.3	2172.4	2285.7	2152.8	1860.8	1703.9	1684.3	1701.8	1662.5
50°	2022.1	2035.1	2107.0	2244.3	2512.3	2571.2	2196.4	2009.0	2006.8	1993.7	1928.4
52.5°	1934.9	1937.1	2019.9	2187.7	2606.0	3028.7	2671.4	2403.4	2366.3	2338.0	2250.9
55°	1669.1	1688.7	1758.4	1967.6	2514.5	3292.4	3431.9	2880.6	2819.6	2717.2	2608.2
57.5°	1305.2	1296.5	1353.1	1544.9	2233.4	3397.0	4181.4	3486.3	3333.8	3026.6	2880.6
60°	950.0	928.2	965.3	1074.2	1623.3	3192.2	4615.0	4340.5	4079.0	3359.9	3216.1
62.5°	706.0	706.0	745.2	795.3	995.8	2490.5	4682.6	5318.8	5024.7	3782.7	3571.3
65°	564.3	562.2	594.9	671.1	710.3	1544.9	4342.7	6016.1	5905.0	4222.8	3804.5
67.5°	451.0	451.0	479.4	584.0	638.4	878.1	3359.9	6037.9	6070.6	4475.6	3662.8
70°	318.1	329.0	363.9	488.1	616.6	671.1	2037.3	5185.9	5270.9	4399.3	3285.9
72.5°	178.7	187.4	250.6	361.7	592.7	645.0	1139.6	3917.8	4061.6	3686.8	2680.1
75°	85.0	93.7	146.0	248.4	494.6	614.5	692.9	2778.2	2758.6	2394.7	1664.7
77.5°	37.0	41.4	65.4	143.8	350.8	573.1	507.7	1736.6	1658.2	1124.3	699.4
80°	13.1	15.3	28.3	82.8	198.3	468.5	422.7	801.9	725.6	311.6	183.0
82.5°	2.2	2.2	10.9	39.2	89.3	261.5	348.6	383.5	331.2	78.4	78.4
85°	0.0	0.0	2.2	13.1	21.8	24.0	156.9	154.7	128.6	26.1	39.2
87.5°	0.0	0.0	0.0	2.2	2.2	4.4	4.4	4.4	4.4	4.4	6.5
90°	0.0	0.0	0.0	0.0	0.0	0.0	0.0	0.0	0.0	0.0	0.0



REPORT NUMBER: P438958
 CATALOG NUMBER: IST-SA1F-830-U-SL2-HSS

CANDELA DISTRIBUTION (continued):

	90°	95°	105°	115°	125°	135°	145°	155°	165°	175°	180°
0°	1211.5	1211.5	1211.5	1211.5	1211.5	1211.5	1211.5	1211.5	1211.5	1211.5	1211.5
2.5°	1211.5	1209.3	1187.5	1167.9	1141.8	1120.0	1100.4	1080.8	1072.0	1074.2	1078.6
5°	1213.7	1200.6	1154.8	1104.7	1052.4	1000.1	950.0	919.5	895.5	886.8	895.5
7.5°	1202.8	1181.0	1111.3	1030.6	947.8	856.3	780.1	723.4	682.0	655.9	666.8
10°	1194.1	1161.4	1059.0	937.0	819.3	699.4	590.5	509.9	453.2	420.5	414.0
12.5°	1178.8	1139.6	998.0	843.3	679.8	516.4	385.7	300.7	254.9	231.0	237.5
15°	1174.5	1113.4	937.0	734.3	531.7	348.6	233.1	185.2	165.6	161.2	161.2
17.5°	1170.1	1096.0	871.6	627.5	381.3	217.9	161.2	148.2	143.8	141.6	143.8
20°	1165.7	1072.0	806.2	512.1	257.1	156.9	139.5	132.9	128.6	128.6	126.4
22.5°	1170.1	1056.8	745.2	403.1	176.5	132.9	122.0	117.7	113.3	111.1	111.1
25°	1165.7	1037.2	671.1	296.3	137.3	117.7	108.9	100.2	95.9	93.7	91.5
27.5°	1159.2	1013.2	601.4	213.5	119.8	104.6	93.7	85.0	78.4	76.3	76.3
30°	1152.7	982.7	520.8	156.9	108.9	93.7	80.6	71.9	65.4	61.0	61.0
32.5°	1135.2	954.4	442.3	126.4	98.1	82.8	69.7	58.8	54.5	52.3	52.3
35°	1124.3	921.7	359.5	108.9	89.3	71.9	58.8	50.1	45.8	43.6	43.6
37.5°	1122.2	886.8	285.4	98.1	80.6	63.2	50.1	43.6	39.2	37.0	37.0
40°	1130.9	869.4	220.1	89.3	69.7	54.5	43.6	37.0	32.7	30.5	30.5
42.5°	1165.7	867.2	167.8	80.6	63.2	47.9	39.2	30.5	26.1	24.0	24.0
45°	1244.2	880.3	132.9	74.1	54.5	41.4	32.7	26.1	21.8	19.6	19.6
47.5°	1372.7	934.8	111.1	67.5	45.8	34.9	26.1	21.8	15.3	15.3	15.3
50°	1581.9	1050.3	98.1	58.8	39.2	28.3	21.8	15.3	10.9	10.9	10.9
52.5°	1891.3	1226.8	89.3	52.3	32.7	24.0	17.4	10.9	8.7	8.7	8.7
55°	2211.6	1446.8	82.8	43.6	28.3	19.6	13.1	8.7	6.5	6.5	4.4
57.5°	2503.6	1627.7	74.1	37.0	21.8	15.3	8.7	6.5	4.4	4.4	4.4
60°	2850.1	1808.5	63.2	28.3	17.4	10.9	6.5	4.4	2.2	2.2	2.2
62.5°	3185.6	1910.9	52.3	21.8	13.1	8.7	4.4	2.2	2.2	2.2	2.2
65°	3331.6	1863.0	41.4	17.4	10.9	6.5	2.2	2.2	2.2	0.0	0.0
67.5°	3135.5	1575.4	32.7	13.1	8.7	4.4	2.2	2.2	0.0	0.0	0.0
70°	2699.7	1274.7	26.1	10.9	6.5	2.2	2.2	2.2	0.0	0.0	0.0
72.5°	2120.1	939.1	21.8	8.7	4.4	2.2	2.2	2.2	0.0	0.0	0.0
75°	1289.9	472.8	19.6	6.5	4.4	4.4	2.2	2.2	2.2	0.0	0.0
77.5°	438.0	148.2	13.1	6.5	4.4	4.4	2.2	2.2	2.2	2.2	2.2
80°	128.6	47.9	10.9	4.4	4.4	2.2	2.2	2.2	2.2	2.2	2.2
82.5°	67.5	21.8	6.5	4.4	2.2	2.2	2.2	2.2	2.2	2.2	2.2
85°	37.0	10.9	4.4	2.2	2.2	2.2	0.0	0.0	2.2	2.2	2.2
87.5°	6.5	4.4	4.4	2.2	2.2	2.2	0.0	0.0	0.0	2.2	2.2
90°	0.0	0.0	0.0	0.0	0.0	0.0	0.0	0.0	0.0	0.0	0.0

Cooper Lighting Solutions Photometric Lab
1121 Highway 74 South
Peachtree City, GA 30269



LM-79-2019: Approved Method: Electrical and Photometric Measurements of Solid-State Lighting Products

Report Prepared for

Cooper Lighting Solutions

MCGRAW EDISON

Report Number: SP1-2408-195-9

Test Date: 08/07/2024

Luminaire Tested: GALN-SB1A-830-U-5WQ

Data in this report applies to families of products including GALN-SB1A-830-U-5WQ.

Test Information

Test Method: LM-79-2019
 Report Number: SP1-2408-195-9
 Test Lab: COOPER LIGHTING SOLUTIONS
 Photometer: SP1 - 76IN SPHERE
 Measurement Geometry: 4π
 Issue Date: 08/07/2024
 Manufacturer: COOPER LIGHTING SOLUTIONS
 Product Line: MCGRAW EDISON
 Catalog Number: **GALN-SB1A-830-U-5WQ**
 Description: GALLEON AREA AND ROADWAY LUMINAIRE. (1) 80 CRI, 3000K, 350MA HIGH DENSITY LIGHTSQUARE WITH 26 LEDS AND TYPE V WIDE OPTICS

Spectral Parameters

CCT (K): 3050
 CIE u': 0.2476
 CIE v': 0.5251
 Duv: 0.0034
 CIE x: 0.4383
 CIE y: 0.4131
 CIE z: 0.1487
 Peak Wavelength (nm): 603
 Dominant Wavelength (nm): 581
 Purity: 55.55201
 Rf: 81.5
 Rg: 99.2

CRI (Ra):	81.0		
R1:	79.6	R9:	7.1
R2:	85.6	R10:	67.0
R3:	92.0	R11:	82.7
R4:	82.6	R12:	63.2
R5:	78.9	R13:	80.3
R6:	81.7	R14:	95.0
R7:	85.2	R15:	71.7
R8:	62.0		



Test Conditions

Stabilization Time: 20M
 Operation Time: 1H 20M
 Sphere Temperature (°C): 24.2

REPORT NUMBER: SP1-2408-195-9

Measurement and Test Equipment			
Instrument	Identification Number	Calibration Date	Calibration Due Date
Photometer	IN0058	6/18/2024	12/18/2024
Power Meter	INXT2011004	2/8/2024	2/8/2025
AC Power Source	IN0063	10/24/2023	10/24/2024
DC Power Source	IN0208	10/24/2023	10/24/2024
Sphere Thermometer	IN0085	10/24/2023	10/24/2024
Room Thermometer	IN0046	10/24/2023	10/24/2024

REPORT NUMBER: SP1-2408-195-9

CIE 1931 Chromaticity Diagram



CIE 1931 Chromaticity Diagram with 2017 ANSI 7-Step and 4-Step Quadrangles



Point lies inside the ANSI 3000K 4-step quadrangle

REPORT NUMBER: SP1-2408-195-9

Photopic Flux vs. Wavelength



Photopic Lumens: NR

λ (nm)	Power W^{\wedge}/nm	Lumens (ϕ/nm)	λ (nm)	Power W^{\wedge}/nm	Lumens (ϕ/nm)	λ (nm)	Power W^{\wedge}/nm	Lumens (ϕ/nm)	λ (nm)	Power W^{\wedge}/nm	Lumens (ϕ/nm)	λ (nm)	Power W^{\wedge}/nm	Lumens (ϕ/nm)
360	0	NR	490	168	NR	620	940	NR	750	35	NR	880	1	NR
365	0	NR	495	233	NR	625	897	NR	755	30	NR	885	1	NR
370	0	NR	500	300	NR	630	847	NR	760	26	NR	890	1	NR
375	0	NR	505	372	NR	635	790	NR	765	22	NR	895	1	NR
380	0	NR	510	430	NR	640	730	NR	770	19	NR	900	1	NR
385	0	NR	515	483	NR	645	668	NR	775	16	NR	905	1	NR
390	0	NR	520	524	NR	650	605	NR	780	14	NR	910	0	NR
395	2	NR	525	555	NR	655	545	NR	785	12	NR	915	0	NR
400	4	NR	530	581	NR	660	485	NR	790	10	NR	920	0	NR
405	7	NR	535	604	NR	665	430	NR	795	9	NR	925	0	NR
410	17	NR	540	623	NR	670	378	NR	800	8	NR	930	0	NR
415	34	NR	545	645	NR	675	331	NR	805	7	NR	935	0	NR
420	68	NR	550	667	NR	680	290	NR	810	6	NR	940	0	NR
425	128	NR	555	693	NR	685	251	NR	815	5	NR	945	0	NR
430	214	NR	560	719	NR	690	218	NR	820	4	NR	950	0	NR
435	339	NR	565	754	NR	695	188	NR	825	4	NR	955	0	NR
440	507	NR	570	791	NR	700	162	NR	830	3	NR	960	0	NR
445	573	NR	575	830	NR	705	139	NR	835	3	NR	965	0	NR
450	356	NR	580	873	NR	710	119	NR	840	3	NR	970	0	NR
455	217	NR	585	913	NR	715	102	NR	845	2	NR	975	0	NR
460	168	NR	590	948	NR	720	88	NR	850	2	NR	980	0	NR
465	113	NR	595	974	NR	725	76	NR	855	2	NR	985	0	NR
470	85	NR	600	994	NR	730	65	NR	860	1	NR	990	0	NR
475	85	NR	605	998	NR	735	55	NR	865	1	NR	995	0	NR
480	94	NR	610	994	NR	740	47	NR	870	1	NR	1000	0	NR
485	120	NR	615	973	NR	745	41	NR	875	1	NR			

REPORT NUMBER: SP1-2408-195-9

Scotopic Flux vs. Wavelength



Scotopic Lumens: NR

S/P: 1.27

λ (nm)	Power W [^] /nm	Lumens (ϕ /nm)	λ (nm)	Power W [^] /nm	Lumens (ϕ /nm)	λ (nm)	Power W [^] /nm	Lumens (ϕ /nm)	λ (nm)	Power W [^] /nm	Lumens (ϕ /nm)	λ (nm)	Power W [^] /nm	Lumens (ϕ /nm)
360	0	NR	490	168	NR	620	940	NR	750	35	NR	880	1	NR
365	0	NR	495	233	NR	625	897	NR	755	30	NR	885	1	NR
370	0	NR	500	300	NR	630	847	NR	760	26	NR	890	1	NR
375	0	NR	505	372	NR	635	790	NR	765	22	NR	895	1	NR
380	0	NR	510	430	NR	640	730	NR	770	19	NR	900	1	NR
385	0	NR	515	483	NR	645	668	NR	775	16	NR	905	1	NR
390	0	NR	520	524	NR	650	605	NR	780	14	NR	910	0	NR
395	2	NR	525	555	NR	655	545	NR	785	12	NR	915	0	NR
400	4	NR	530	581	NR	660	485	NR	790	10	NR	920	0	NR
405	7	NR	535	604	NR	665	430	NR	795	9	NR	925	0	NR
410	17	NR	540	623	NR	670	378	NR	800	8	NR	930	0	NR
415	34	NR	545	645	NR	675	331	NR	805	7	NR	935	0	NR
420	68	NR	550	667	NR	680	290	NR	810	6	NR	940	0	NR
425	128	NR	555	693	NR	685	251	NR	815	5	NR	945	0	NR
430	214	NR	560	719	NR	690	218	NR	820	4	NR	950	0	NR
435	339	NR	565	754	NR	695	188	NR	825	4	NR	955	0	NR
440	507	NR	570	791	NR	700	162	NR	830	3	NR	960	0	NR
445	573	NR	575	830	NR	705	139	NR	835	3	NR	965	0	NR
450	356	NR	580	873	NR	710	119	NR	840	3	NR	970	0	NR
455	217	NR	585	913	NR	715	102	NR	845	2	NR	975	0	NR
460	168	NR	590	948	NR	720	88	NR	850	2	NR	980	0	NR
465	113	NR	595	974	NR	725	76	NR	855	2	NR	985	0	NR
470	85	NR	600	994	NR	730	65	NR	860	1	NR	990	0	NR
475	85	NR	605	998	NR	735	55	NR	865	1	NR	995	0	NR
480	94	NR	610	994	NR	740	47	NR	870	1	NR	1000	0	NR
485	120	NR	615	973	NR	745	41	NR	875	1	NR			

REPORT NUMBER: SP1-2408-195-9

Melanopic Flux vs. Wavelength



Melanopic Lumens: NR

M/P: 2.32

λ (nm)	Power W [^] /nm	Lumens (φ/nm)	λ (nm)	Power W [^] /nm	Lumens (φ/nm)	λ (nm)	Power W [^] /nm	Lumens (φ/nm)	λ (nm)	Power W [^] /nm	Lumens (φ/nm)	λ (nm)	Power W [^] /nm	Lumens (φ/nm)
360	0	NR	490	168	NR	620	940	NR	750	35	NR	880	1	NR
365	0	NR	495	233	NR	625	897	NR	755	30	NR	885	1	NR
370	0	NR	500	300	NR	630	847	NR	760	26	NR	890	1	NR
375	0	NR	505	372	NR	635	790	NR	765	22	NR	895	1	NR
380	0	NR	510	430	NR	640	730	NR	770	19	NR	900	1	NR
385	0	NR	515	483	NR	645	668	NR	775	16	NR	905	1	NR
390	0	NR	520	524	NR	650	605	NR	780	14	NR	910	0	NR
395	2	NR	525	555	NR	655	545	NR	785	12	NR	915	0	NR
400	4	NR	530	581	NR	660	485	NR	790	10	NR	920	0	NR
405	7	NR	535	604	NR	665	430	NR	795	9	NR	925	0	NR
410	17	NR	540	623	NR	670	378	NR	800	8	NR	930	0	NR
415	34	NR	545	645	NR	675	331	NR	805	7	NR	935	0	NR
420	68	NR	550	667	NR	680	290	NR	810	6	NR	940	0	NR
425	128	NR	555	693	NR	685	251	NR	815	5	NR	945	0	NR
430	214	NR	560	719	NR	690	218	NR	820	4	NR	950	0	NR
435	339	NR	565	754	NR	695	188	NR	825	4	NR	955	0	NR
440	507	NR	570	791	NR	700	162	NR	830	3	NR	960	0	NR
445	573	NR	575	830	NR	705	139	NR	835	3	NR	965	0	NR
450	356	NR	580	873	NR	710	119	NR	840	3	NR	970	0	NR
455	217	NR	585	913	NR	715	102	NR	845	2	NR	975	0	NR
460	168	NR	590	948	NR	720	88	NR	850	2	NR	980	0	NR
465	113	NR	595	974	NR	725	76	NR	855	2	NR	985	0	NR
470	85	NR	600	994	NR	730	65	NR	860	1	NR	990	0	NR
475	85	NR	605	998	NR	735	55	NR	865	1	NR	995	0	NR
480	94	NR	610	994	NR	740	47	NR	870	1	NR	1000	0	NR
485	120	NR	615	973	NR	745	41	NR	875	1	NR			

Summary

$R_f = 81.5$
 $R_g = 99.2$
 $CIE R_a = 81.0$
 $R_9 = 7.1$



Color Vector Graphics



Individual Sample Fidelity Index ($R_{f,i}$)

CES01 = 86	CES26 = 74	CES51 = 89	CES76 = 70
CES02 = 63	CES27 = 88	CES52 = 92	CES77 = 86
CES03 = 31	CES28 = 89	CES53 = 81	CES78 = 72
CES04 = 70	CES29 = 67	CES54 = 87	CES79 = 90
CES05 = 50	CES30 = 68	CES55 = 85	CES80 = 88
CES06 = 51	CES31 = 71	CES56 = 78	CES81 = 78
CES07 = 42	CES32 = 70	CES57 = 76	CES82 = 95
CES08 = 41	CES33 = 71	CES58 = 78	CES83 = 90
CES09 = 29	CES34 = 82	CES59 = 92	CES84 = 94
CES10 = 76	CES35 = 90	CES60 = 95	CES85 = 86
CES11 = 59	CES36 = 93	CES61 = 93	CES86 = 72
CES12 = 65	CES37 = 87	CES62 = 83	CES87 = 85
CES13 = 43	CES38 = 75	CES63 = 77	CES88 = 83
CES14 = 74	CES39 = 94	CES64 = 83	CES89 = 75
CES15 = 71	CES40 = 89	CES65 = 77	CES90 = 81
CES16 = 47	CES41 = 85	CES66 = 80	CES91 = 96
CES17 = 50	CES42 = 86	CES67 = 79	CES92 = 73
CES18 = 56	CES43 = 81	CES68 = 84	CES93 = 84
CES19 = 72	CES44 = 99	CES69 = 91	CES94 = 64
CES20 = 66	CES45 = 87	CES70 = 78	CES95 = 80
CES21 = 87	CES46 = 82	CES71 = 76	CES96 = 84
CES22 = 79	CES47 = 77	CES72 = 92	CES97 = 87
CES23 = 92	CES48 = 71	CES73 = 71	CES98 = 81
CES24 = 91	CES49 = 81	CES74 = 93	CES99 = 74
CES25 = 72	CES50 = 89	CES75 = 74	



Color Rendition by Hue-Angle Bin



Measure Comparisons



(END OF REPORT)